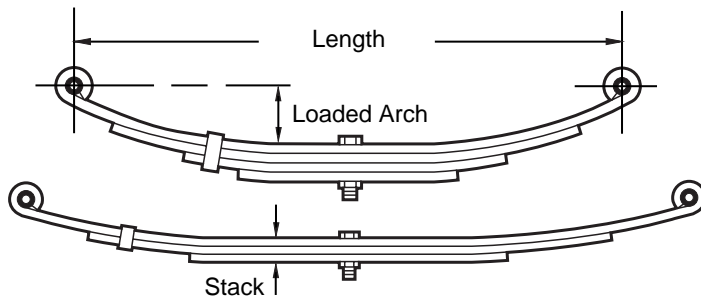


# HANGER AND ATTACHING PARTS KITS

**HANGERS & AP KITS**

## Double Eye Leaf Springs



## Tube Diameter & Spring Pad Height - DE and SS

Capacity	Tube Dia. Standard	Tube Dia. Optional	Pad Ht. Standard	Pad Ht. Optional
D20	1.75	2.38	0.60	0.60
D35	2.38	3.00	0.60	0.60
D52	3.00	N/A	0.60	N/A
D60	3.00	N/A	0.60	N/A
D70	3.00	3.50	0.60	0.50
D72	3.00	3.50	0.60	0.50
D80	3.50	N/A	0.50	N/A

N/A - Not applicable

## Hanger Heights

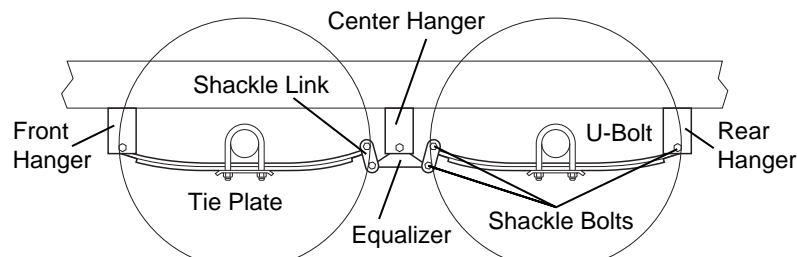
Hanger Kit	Axle Combination	Front Height	Center Height	Notes
HGR-104-00	1	3.25	N/A	
HGR-105-00	1	1.44	N/A	
HGR-120-00	1	4.25	N/A	5.2K max.
HGR-249-00	2	2.06	3.25	
HGR-248-00	2	3.25	3.62	
HGR-212-00	2	3.25	3.25	
HGR-250-00	2	3.62	3.62	
HGR-252-00	2	4.25	4.25	6K max.
HGR-271-00	2	4.25	4.25	Reinforced 7K max.
HGR-274-00	2	5.00	5.00	Reinforced 7K max.
HGR-348-00	3	3.25	3.62	
HGR-312-00	3	3.25	3.25	
HGR-371-00	3	4.25	4.25	Reinforced

## Stack & Loaded Arch Heights

Capacity	Part Number	Stack Height	Length (In.)	Axle Location	Loaded Arch Height
700	072-016-00	0.67	21	10.62	2.12
1000	072-017-00	0.79	21	10.62	2.12
1250	072-022-00	0.94	26	13.00	1.75
1250	072-006-00	0.94	24	12.00	2.50
1400	072-013-00	1.10	21	10.62	2.38
1500	072-023-00	1.04	26	13.00	1.75
1750	072-042-00	1.27	26	13.00	1.50
1750	072-009-00	1.08	24	12.00	2.50
2000	072-018-00	1.37	24	12.00	2.50
2000	072-024-00	1.16	26	13.00	1.75
2500	072-020-00	1.44	24	12.00	2.50
2600	072-025-00	1.44	26	13.00	1.75
3000	072-073-00	2.01	26	13.00	1.75
3500	072-027-00	2.05	26	13.00	1.75

## Attaching Parts Kits

Capacity	33" Axle Spacing			35" Axle Spacing	
	Single	Tandem	Triple	Tandem	Triple
D20	A/P-122-00	A/P-233-00	A/P-335-00	N/A	N/A
D35	A/P-122-00	A/P-233-00	A/P-335-00	A/P-264-00	N/A
D52	A/P-122-00	A/P-233-00	A/P-335-00	A/P-264-00	A/P-364-00
D60	A/P-122-00	A/P-233-00	A/P-335-00	A/P-264-00	A/P-364-00
D70	A/P-122-00	A/P-233-00	A/P-335-00	A/P-264-00	A/P-364-00
D72	A/P-122-00	A/P-233-00	A/P-335-00	A/P-264-00	A/P-364-00



Underslung Shown

**DEXTER AXLE**

# HANGER AND ATTACHING PARTS KITS

## Slipper Leaf Springs

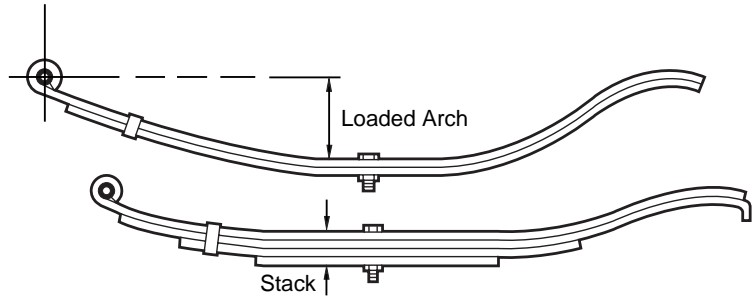
### Tube Diameter & Spring Pad Height - DE and SS

Capacity	Tube Dia. Standard	Tube Dia. Optional	Pad Ht. Standard	Pad Ht. Optional
D20	1.75	2.38	0.60	0.60
D35	2.38	3.00	0.60	0.60
D52	3.00	N/A	0.60	N/A
D60	3.00	N/A	0.60	N/A
D70	3.00	3.50	0.60	0.50
D72	3.00	3.50	0.60	0.50
D80	3.50	N/A	0.50	N/A

N/A - Not applicable

### Stack & Loaded Arch Heights

Capacity	Part Number	Stack Height	Width (In.)	Axle Location	Loaded Arch Height
700	072-003-00	0.57	1.75	13.00	3.12
1000	072-002-00	0.68	1.75	13.00	3.12
1500	072-029-00	1.16	2.00	11.50	2.00
2000	072-030-00	1.33	2.00	11.50	2.00
2500	072-031-00	1.44	2.00	11.50	2.00
3500	072-032-00	1.80	2.00	11.50	2.00
4000	072-051-01	2.52	2.00	11.50	2.00

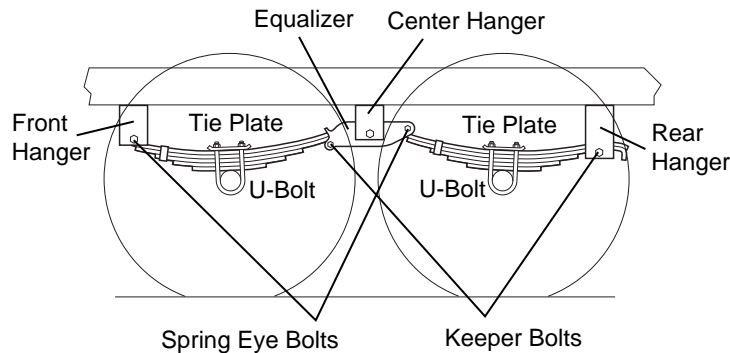


### Hanger Heights

Hanger Kit	Axle Combination	Front Height	Center Height	Notes
HGR-115-00	1	1.00	N/A	D20 Only
HGR-110-00	1	4.25	N/A	3.5K-7K
HGR-138-00	1	5.00	N/A	
HAP-105-00	1	5.00	N/A	Rubber Bushed
HGR-202-00	2	4.25	3.50	
HGR-238-00	2	5.00	4.50	
HAP-205-00	2	5.00	4.50	Rubber Bushed
HGR-302-00	3	4.25	3.50	
HGR-338-00	3	5.00	4.50	
HAP-305-00	3	5.00	4.50	Rubber Bushed

### Attaching Parts Kits

Capacity	Single	33.5" Axle Spacing		36" Axle Spacing	
		Tandem	Triple	Tandem	Triple
D20	A/P-115-00	N/A	N/A	N/A	N/A
D35	A/P-103-00	A/P-202-00	A/P-302-00	N/A	N/A
D52	A/P-103-00	A/P-202-00	A/P-302-00	A/P-216-00	A/P-316-00
D60	A/P-103-00	A/P-202-00	A/P-302-00	A/P-216-00	A/P-316-00
D70	A/P-103-00	A/P-202-00	A/P-302-00	A/P-216-00	A/P-316-00
D72	A/P-103-00	A/P-202-00	A/P-302-00	A/P-216-00	A/P-316-00
D80	A/P-103-00	A/P-202-00	A/P-302-00	A/P-216-00	A/P-316-00



Overslung Shown

HANGER & AP KITS

DEXTER AXLE